


## Profile

Your profile information	
Full Name	Example Styku
Age	38
Gender	Female
Height & Weight	5 ft 1 in & 141.0 lbs
Email	example@styku.com
Scan Date	10/1/2015 4:58:31 PM
Location	Jason

## Summary

Wellness Information	
Body Fat %	38.3%
Fat Mass	54.0 lbs
Lean Mass	83.0 lbs
Body Fat % Rank	Your body fat % rank is Average
ACSM Rank	Lower body fat than 10% of your peers
BMR	1354 Calories/day
Health Risks	25% higher than ideal

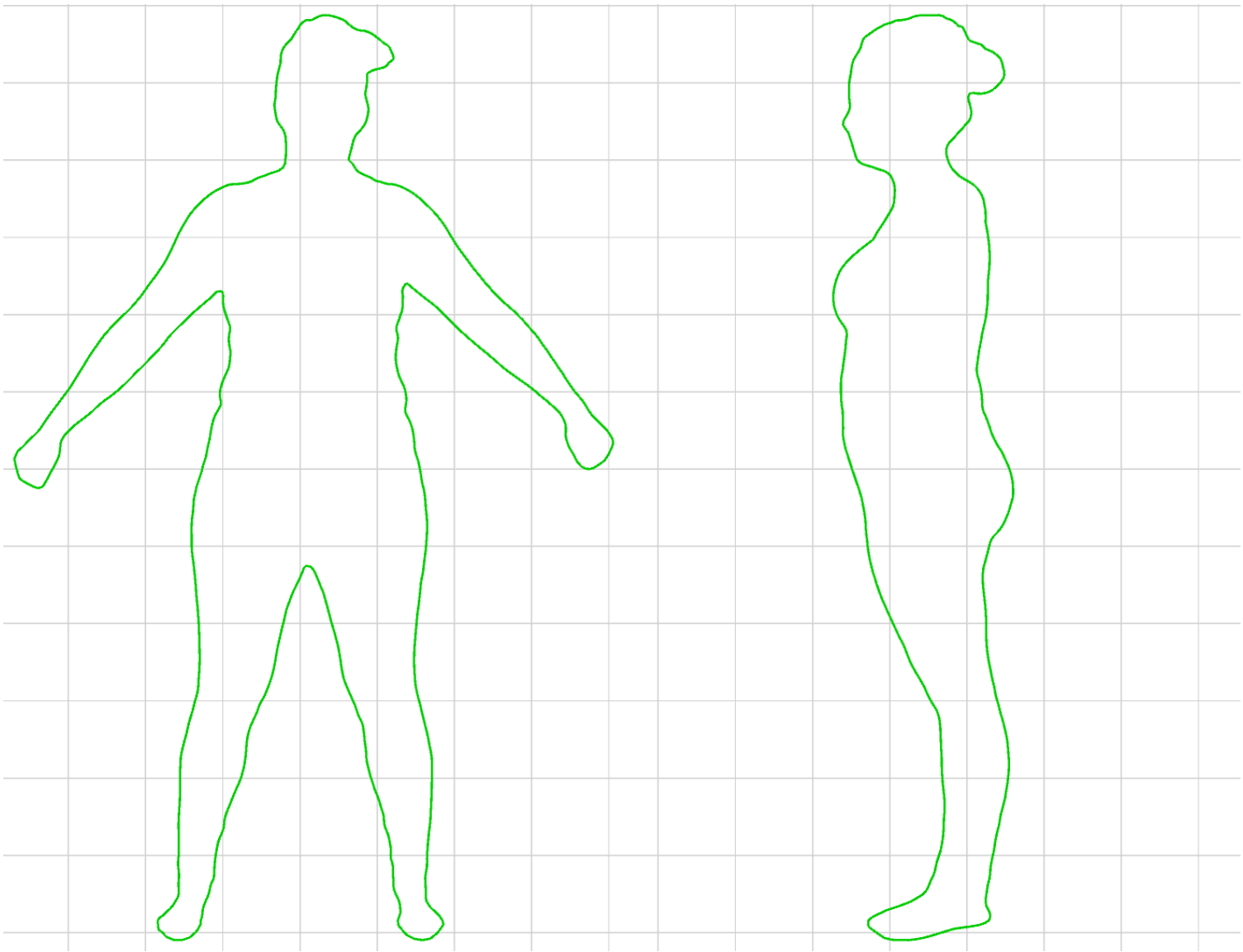




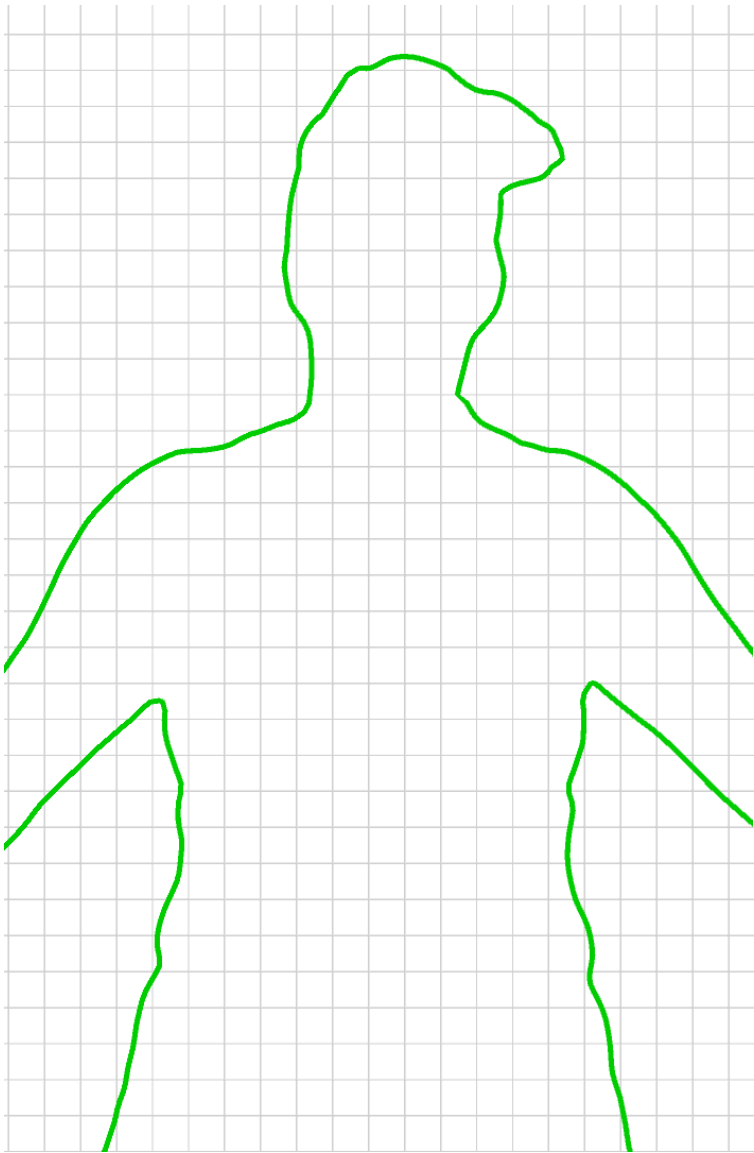
Body Measurements (lbs, in)	
Body Fat %	38.3
Lean Mass %	58.9
Bone Mass %	2.8
Fat Mass	54.0
Lean Mass	83.0
Bone Mass	4.0
Android Fat Mass	4.3
Gynoid Fat Mass	11.1
Visceral Fat	1.0
Subcutaneous Fat	3.6
Bicep Left Lower	9.6
Bicep Left	10.5
Bicep Right Lower	9.5
Bicep Right	10.6
Calf Left	13.0
Calf Right	12.8
Chest	35.4
Forearm Left	8.5
Forearm Right	9.1
High Hip	38.8
Hip	41.0
Neck	12.9
Thigh Left Lower	16.7
Mid-Thigh Left	21.4
Thigh Left Upper	23.4
Thigh Right Lower	16.6
Mid-Thigh Right	21.4
Thigh Right Upper	23.6
Waist (Abdominal)	32.8
Waist (Lower)	36.5
Waist (Narrowest)	30.1

Silhouette

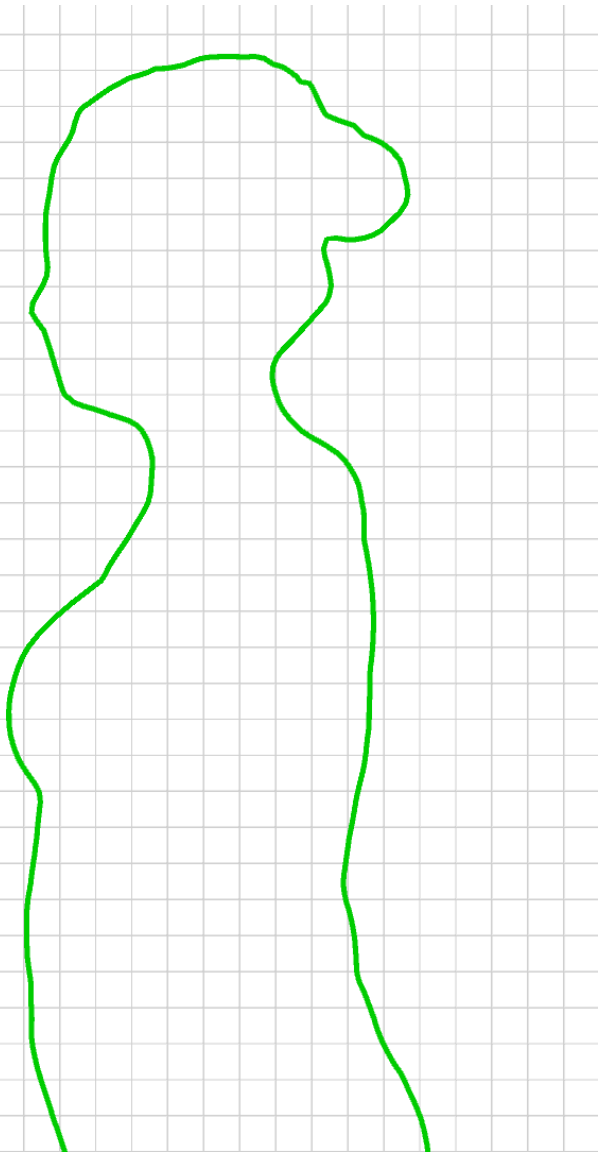
Profile

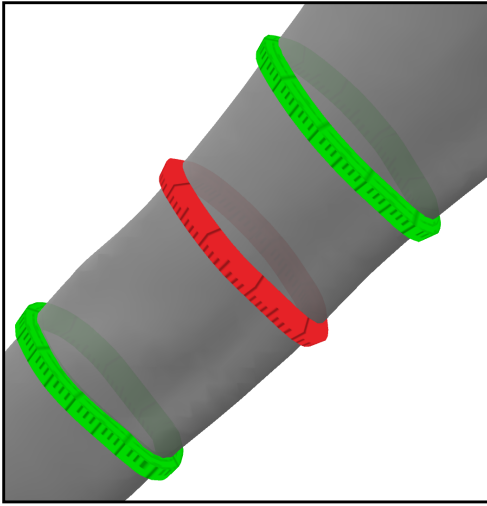


Shoulder Slope

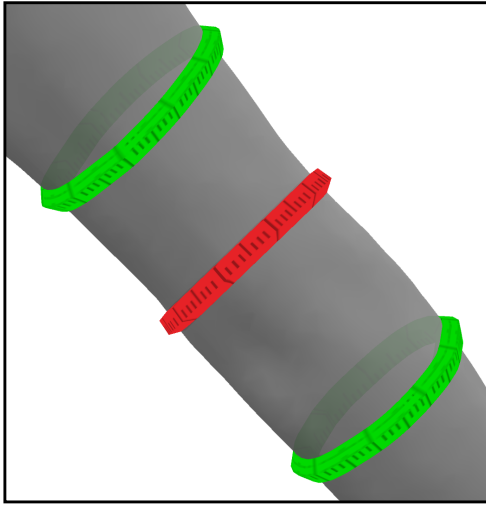


Back Posture

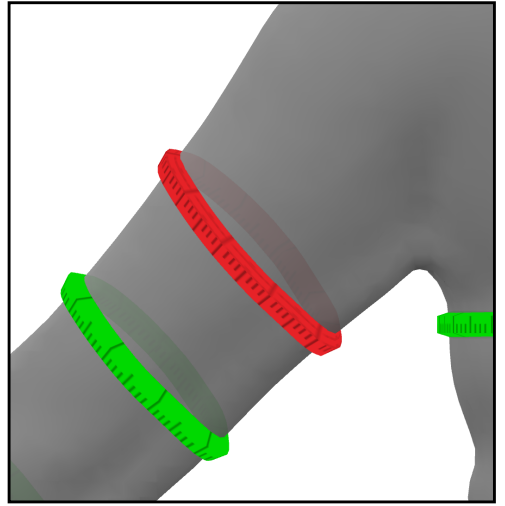




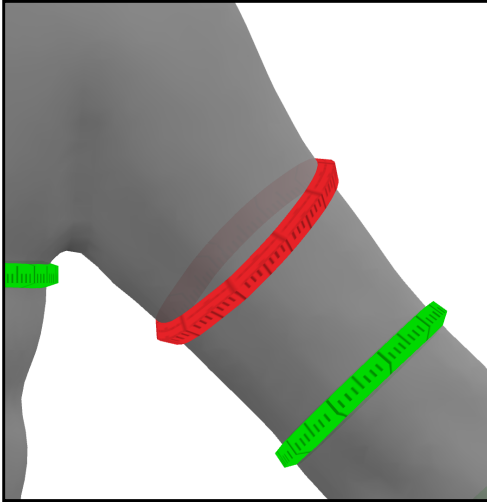
Bicep Left Lower | 9.6



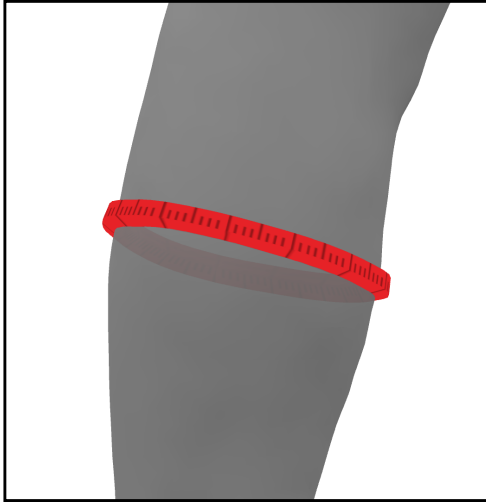
Bicep Right Lower | 9.5



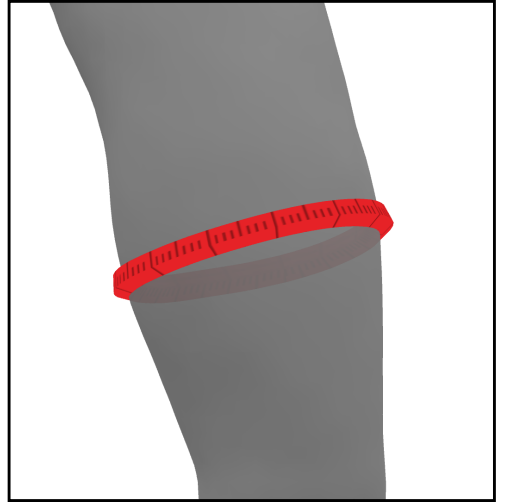
Bicep Left | 10.5



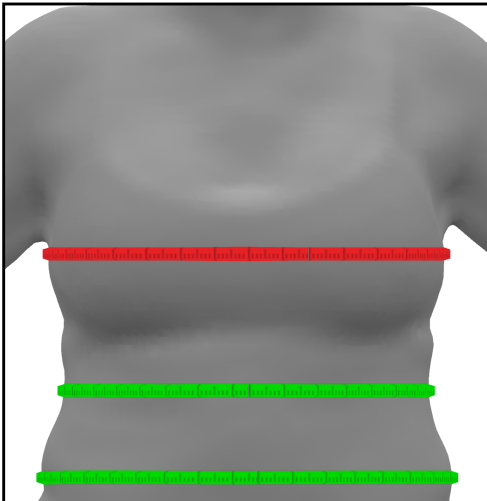
Bicep Right | 10.6



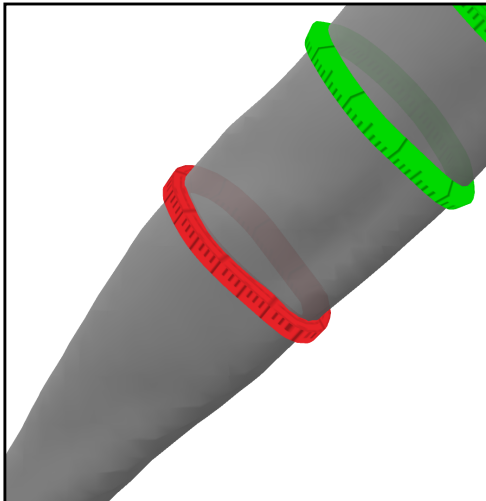
Calf Left | 13.0



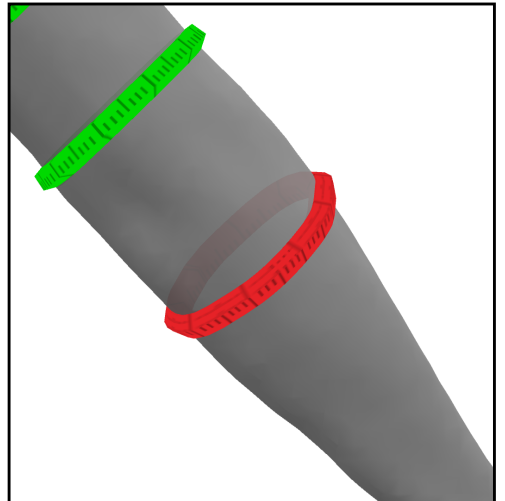
Calf Right | 12.8



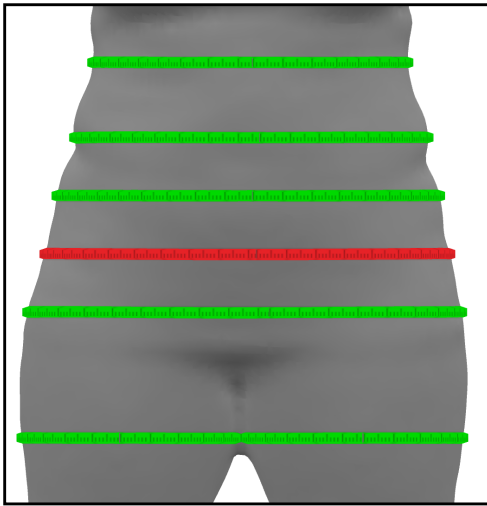
Chest | 35.4



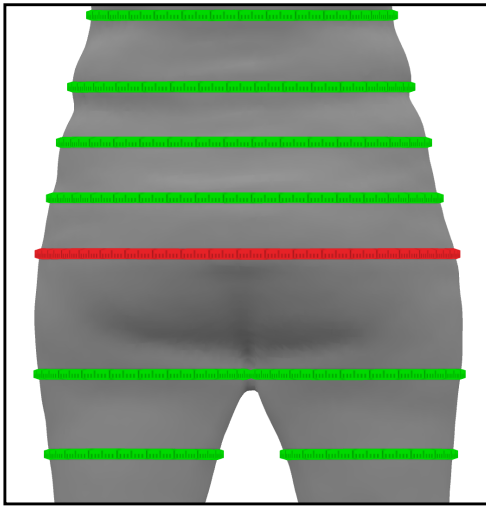
Forearm Left | 8.5



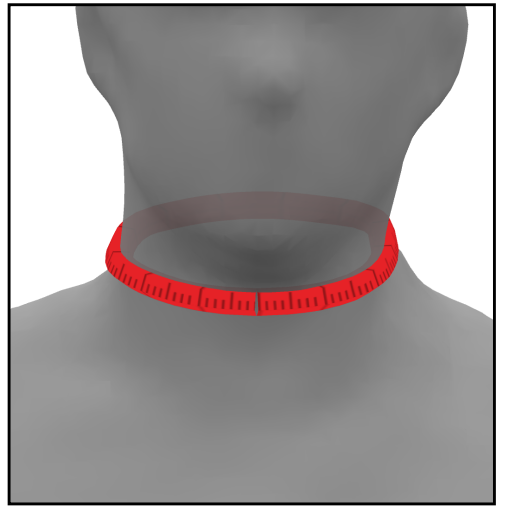
Forearm Right | 9.1



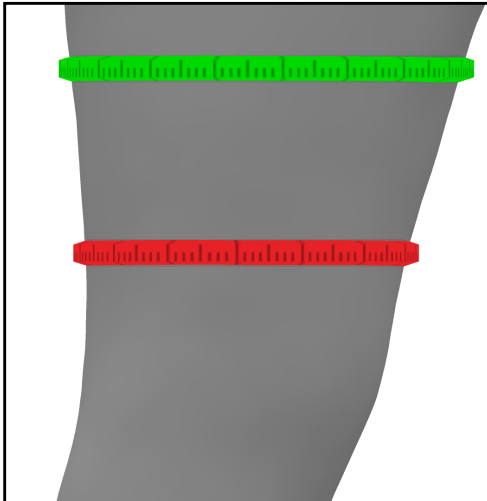
High Hip | 38.8



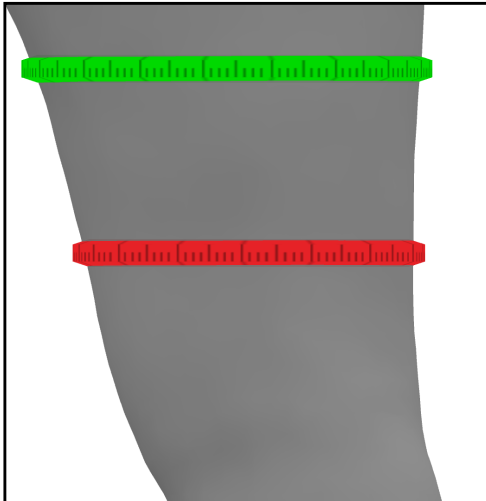
Hip | 41.0



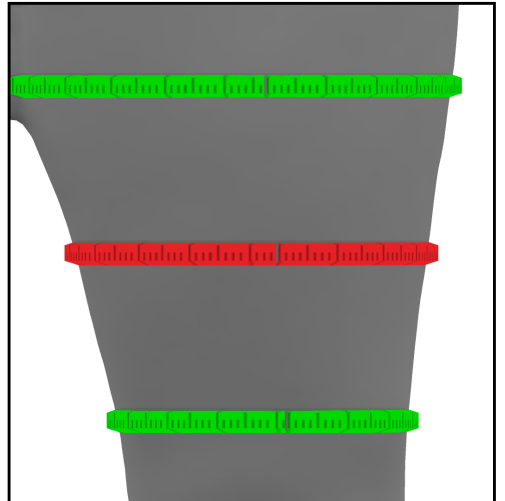
Neck | 12.9



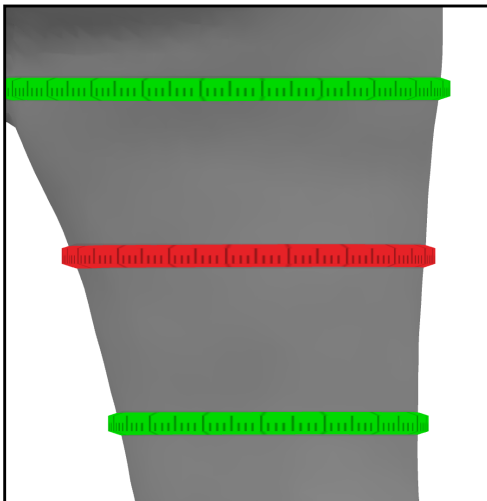
Thigh Left Lower | 16.7




Thigh Right Lower | 16.6



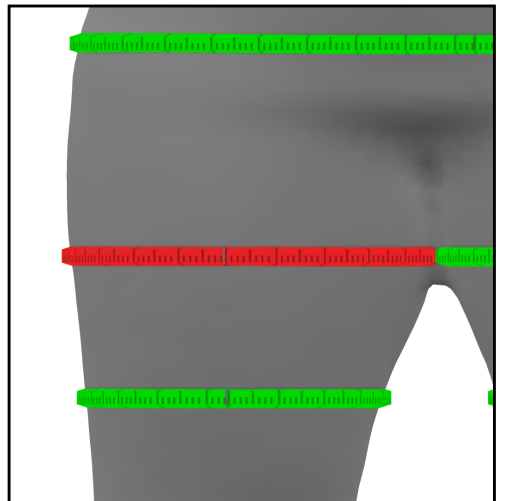
Mid-Thigh Left | 21.4




Mid-Thigh Right | 21.4



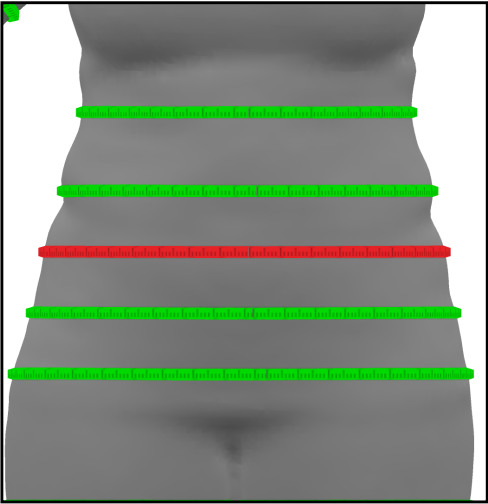
Thigh Left Upper | 23.4



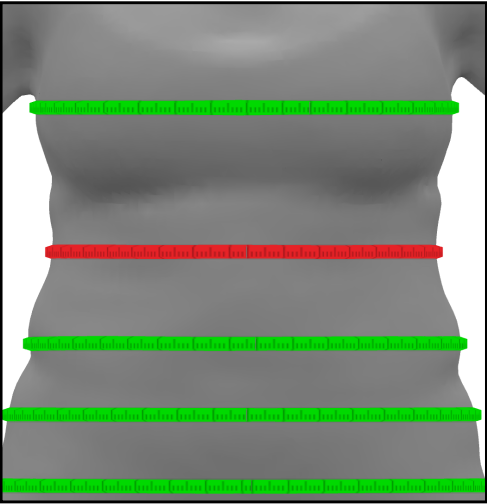
Thigh Right Upper | 23.6



Waist (Abdominal) | 32.8



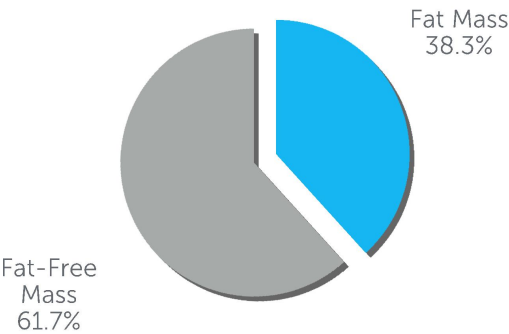
Waist (Lower) | 36.5



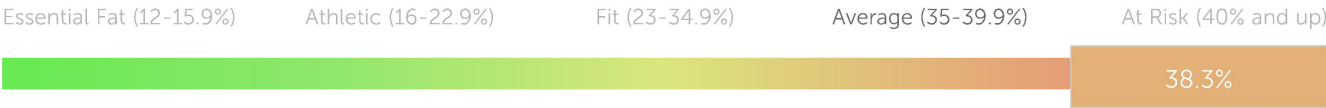
Waist (Narrowest) | 30.1

Body Composition

Your body is made up of 54.0 lbs of fat mass and 87.0 lbs of fat-free mass.



**Your Rank** 38% places you on the "Average" level. (based on Mayo Clinic research)



**Compared With Others** You have a lower body fat than 10% of women, between ages 30-39.





**Fat Loss Goal** Select the amount of fat you wish to lose.

0.0  
Pounds of Fat

38.3%  
Body Fat

Average  
Rank

**Workouts per Week**<sup>\*</sup> How much fat do you expect to burn a week?**Goal Date** You'll reach your goal on the date below at this activity level.

Set Fat Loss Goal

<sup>\*</sup>Revised Harris-Benedict Equation (1984)

**Basal Metabolic Rate (BMR)\***

This is how many calories you burn each day without doing any activity.

1354 Calories/day

**Caloric Expenditure\***

This is the total calories you burn each day.

1625 Calories/day

**Caloric Deficit**

You'll reach your goal by the target date with this caloric deficit.

No Deficit

**Goal Date**

You'll reach your goal on the date below at this activity level.

Set Fat Loss Goal

**Caloric Consumption** Keep your daily calorie intake at or below the level listed below.

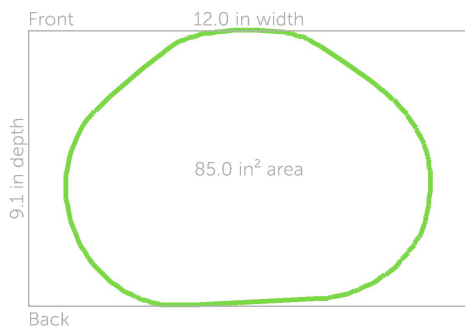
Personalize

1625 Calories from Food and Beverage

*\*Revised Harris-Benedict Equation (1984)*

## Waist Shape

Your waist measures 32.8 inches. Below is a top view of the shape of your waist.



**Waist Circumference** 32.8 inches puts you at Normal risk of disease.



**Waist-to-Hip Ratio** 0.8 puts you at low risk of disease.



**Risk Level** 32.8 inches puts you at Normal risk of disease.



**Diseases** Below is your likelihood of disease compared to those with an ideal waist line.

<div>1.1x</div> <div>More likely to suffer from Cancer</div>	<div>1.3x</div> <div>More likely to suffer from Cardiovascular Disease</div>
<div>1.3x</div> <div>More likely to suffer from Respiratory Disease</div>	<div>1.3x</div> <div>More likely to suffer from All Other Diseases</div>

For example, your waist circumference of 32.8 inches makes you 1.1 times more likely to suffer from cancer than those with a waist circumference lower than 29.5 inches.

**Inch-Loss Goal** Select the amount of inches you'd like to lose around your waist.



0.0 in  
Change in Waist Circumference

Normal  
Risk Level

**Diseases** Below is your likelihood of disease compared to those with an ideal waist line.

1.1x  
More likely to suffer from Cancer

1.3x  
More likely to suffer from Cardiovascular Disease

1.3x  
More likely to suffer from Respiratory Disease

1.3x  
More likely to suffer from All Other Diseases

*For example, your waist circumference of 32.8 inches makes you 1.1 times more likely to suffer from cancer than those with a waist circumference lower than 29.5 inches.*